

Supplementary Materials to “Robust Multi-Exposure Image Fusion: A Structural Patch Decomposition Approach”

Kede Ma, *Student Member, IEEE*, Hui Li, Hongwei Yong, Zhou Wang, *Fellow, IEEE*,
Deyu Meng, *Member, IEEE*, and Lei Zhang, *Senior Member, IEEE*

In the supplementary file, we present in detail the parameter settings of SPD-MEF.

I. PARAMETER SETTINGS OF SPD-MEF

SPD-MEF has eight parameters in total, including

- 1) a small positive constant ϵ in Eq. (10);
- 2) the exponent parameter p to determine the weight of the structure vector component;
- 3-4) two Gaussian spread parameters σ_g and σ_l to determine the weight of the mean intensity component;
- 5-6) two thresholds T_s and T_m that binarize the structural consistency map;
- 7-8) the patch size N and its associated stride D .

In the following, we discuss the selection of these parameters in detail. Note that all the parameters are fixed when testing the full SPD-MEF algorithm in all experiments in the manuscript.

A. Constant ϵ

The value of ϵ is inherited from the corresponding normalization term of the structural similarity (SSIM) index [14] and is equal to $\frac{1}{2}(0.03L_d)^2$, where L_d is the maximum intensity value of the source sequence (For a normalized sequence, $L_d = 1$).

B. p , σ_g and σ_l

The exponent parameter p and two Gaussian spread parameters σ_g and σ_l in the baseline SPD-MEF algorithm are jointly determined by maximizing MEF-SSIM [7] on 5 held-out static source sequences using a grid search method. The possible values of p , σ_g and σ_l are chosen to be $p \in \{1, 2, \dots, 10\}$, $\sigma_g \in \{0.1, 0.2, \dots, 1\}$ and $\sigma_l \in \{0.1, 0.2, \dots, 1\}$, respectively. In other words, there are 1,000 possible parameter combinations and the one that achieves the highest MEF-SSIM value on average is selected, which turns out to be

Kede Ma and Zhou Wang are with the Department of Electrical and Computer Engineering, University of Waterloo, Waterloo, ON, N2L 3G1, Canada (e-mail: {k29ma, zhou.wang}@uwaterloo.ca).

Hui Li and Lei Zhang are with the Department of Computing, the Hong Kong Polytechnic University, Kowloon, Hong Kong (e-mail: {cshli, cszhang}@comp.polyu.edu.hk).

Hongwei Yong and Deyu Meng are with the Institute for Information and System Sciences, Faculty of Mathematics and Statistics, Xi'an Jiaotong University, Xi'an 710049, China (e-mail: yonghw@stu.xjtu.edu.cn; dymeng@mail.xjtu.edu.cn).

$\{p = 4, \sigma_g = 0.2, \sigma_l = 0.5\}$. We select MEF-SSIM to optimize the parameter setting in SPD-MEF because it is designed specifically for MEF and is in closer agreement with human perception of fused image quality compared with other objective quality measures for general purpose fusion applications [7].

C. T_s and T_m

The two thresholds T_s and T_m are crucial for SPD-MEF to work with dynamic scenes in the presence of camera and object motion. Both T_s and T_m have the same range $[0, 1]$. Ideally, the structural consistency map should be able to reject inconsistent motions w.r.t. the reference exposure while incorporating as many consistent patches as possible to make full use of all valid information for fusion. Since the consistency map \bar{B}_k induced by T_m works as a supplement to \tilde{B}_k induced by T_s , we first conduct an experiment to analyze the sensitivity of the map versus T_s by disabling \bar{B}_k . Fig. S1 shows the generated structural consistency maps as a function of T_s , from which we have several observations. First, when T_s is relatively small (e.g. $T_s < 0.5$), the structural consistency check is unable to fully reject moving objects, especially for the exposures that are far from the reference exposure (e.g., the first and second exposures w.r.t. the fourth reference exposure). On the other hand, when T_s is too large (e.g., $T_s = 0.9$), the structural consistency check mistakenly considers some consistent motions across exposures as inconsistent ones and rejects them. Empirically, we find that $T_s = 0.8$ is capable of reliably identifying inconsistent motions across exposures while making full use of consistent motions for fusion. More results are shown in Figs. S2 and S3.

We then conduct another experiment to analyze the sensitivity of the map versus T_m by fixing $T_s = 0.8$. In Fig. S4 and Fig. S5, we observe that when we disable its functionality by setting $T_m = 1$ or set a relatively large T_m (e.g., $T_m = 0.5$), the ghost artifacts appear in the football and its shadow regions. This is because SPD-MEF considers these extremely dark parts as under-exposed regions¹ and compensate for them by fusing parts of the couch from other images which are properly exposed. On the other hand, when T_m is too small, SPD-MEF begins to reject consistent motions across exposures. We find

¹Note that no existing deghosting algorithm can robustly distinguish real under-exposed regions and dark regions of an object in the scene, especially when the number of input images is limited.


that $T_m = 0.1$ is a good choice for refining the structural consistency map and not rejecting consistent motion regions. More results are shown in Figs. S6 and Fig S7, from which we observe that many test sequences are robust to variations of T_m , conforming our claim that T_m works as a supplement to T_s .

D. N and D

We now discuss the impact of patch size N and the stride of the moving window D on the fusion performance and computational time. The larger the N is, the more robust the signal structure vector is in terms of structural consistency. However, the computational complexity also increases. Figs. S8, S9 and S10 show the perceptual quality of fused images and the computational time versus N executed on a computer with 4G Hz CPU and 32G RAM². It can be observed that the computational time indeed increases with N , and a small N results in some ghosting artifacts. We find that $N = 21$ provides a good balance between the performance and the complexity.

We also analyze the performance of SPD-MEF against the stride D by fixing $N = 21$. From Figs. S11 and S12, we observe that the computational time drops as D increases at the cost of possibly visible blocking artifacts. $D = \lfloor \frac{N}{10} \rfloor = 2$ is a good compromise between computational complexity and blocking artifacts.

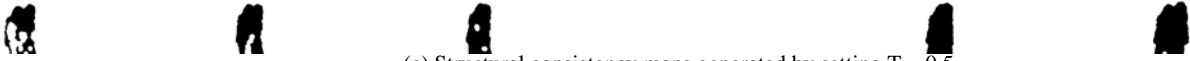
²We fix $D = 2$ in this case to study the impact of N solely.



(a) Source image sequence by courtesy of Zhengguo Li [43]



(b) Structural consistency maps generated by setting $T_s = 0.1$



(c) Structural consistency maps generated by setting $T_s = 0.5$



(d) Structural consistency maps generated by setting $T_s = 0.8$



(e) Structural consistency maps generated by setting $T_s = 0.9$

Fig. S1: Sensitivity analysis of the structural consistency map versus T_s . \bar{B}_k is disabled by setting $T_m = 1$, so as to solely observe the contribution of T_s .





(a) $T_s = 0.1$ (b) $T_s = 0.5$ (c) $T_s = 0.8$ (d) $T_s = 0.9$ (e) $T_s = 0.1$ (f) $T_s = 0.5$ (g) $T_s = 0.8$ (h) $T_s = 0.9$

Fig. S2: Fusion results of SPD-MEF with different T_s values on source sequences “Brunswick” and “Horse”, respectively.






(a) $T_s = 0.1$ (b) $T_s = 0.5$ (c) $T_s = 0.8$ (d) $T_s = 0.9$ (e) $T_s = 0.1$ (f) $T_s = 0.5$ (g) $T_s = 0.8$ (h) $T_s = 0.9$

Fig. S3: Fusion results of SPD-MEF with different T_s values on source sequences “Russ1” and “Tate3”, respectively.




(a) Source image sequence by courtesy of Orazio Gallo [37]




(b) Structural consistency maps generated by setting $T_m=1$




(c) Structural consistency maps generated by setting $T_m=0.5$



(d) Structural consistency maps generated by setting $T_m=0.3$



(e) Structural consistency maps generated by setting $T_m=0.1$



(f) Structural consistency maps generated by setting $T_m=0.05$

Fig. S4: Sensitivity analysis of the structural consistency map versus T_m with T_s fixed to 0.8.

(a) $T_m = 1$ (b) $T_m = 0.5$ (c) $T_m = 0.1$ (d) $T_m = 0.05$

Fig. S5: Fusion results of SPD-MEF with different T_m values on the source sequence “Puppets”.

(a) $T_m = 1$ (b) $T_m = 0.5$ (c) $T_m = 0.1$ (d) $T_m = 0.05$ Fig. S6: Fusion results of SPD-MEF with different T_m values on the source sequence "Lady".

(a) $T_m = 1$ (b) $T_m = 0.5$ (c) $T_m = 0.1$ (d) $T_m = 0.05$ (e) $T_m = 1.0$ (f) $T_m = 0.5$ (g) $T_m = 0.1$ (h) $T_m = 0.05$

Fig. S7: Fusion results of SPD-MEF with different T_m values on source sequences “Campus” and “Llandudno”, respectively.

(a) $N = 7, t = 5s$ (b) $N = 15, t = 8s$ (c) $N = 21, t = 12s$ (d) $N = 25, t = 15s$

Fig. S8: The perceptual quality of fused images and their execution time t versus N on the source sequence “Lady”.

(a) $N = 7, t = 9s$ (b) $N = 15, t = 15s$ (c) $N = 21, t = 22s$ (d) $N = 25, t = 27s$

Fig. S9: The perceptual quality of fused images and their execution time t versus N on the source sequence “Puppets”.


(a) $N = 7, t = 10s$ (b) $N = 15, t = 17s$ (c) $N = 21, t = 26s$ (d) $N = 25, t = 32s$ (e) $N = 7, t = 6s$ (f) $N = 15, t = 10s$ (g) $N = 21, t = 14s$ (h) $N = 25, t = 17s$

Fig. S10: The perceptual quality of fused images and their execution time t versus N on source sequences “Prof. JeonEighth” and “Office”, respectively.





(a) $D = 10, t = 8s$ (b) $D = 5, t = 10s$ (c) $D = 2, t = 21s$ (d) $D = 1, t = 60s$ (e) $D = 10, t = 3s$ (f) $D = 5, t = 4s$ (g) $D = 2, t = 13s$ (h) $D = 1, t = 41s$

Fig. S11: The perceptual quality of fused images and their execution time t versus the stride of moving window D on source sequences “Campus” and “Cliff”, respectively.





(a) $D = 10, t = 3s$ (b) $D = 5, t = 4s$ (c) $D = 2, t = 13s$ (d) $D = 1, t = 41s$ (e) $D = 10, t = 3s$ (f) $D = 5, t = 4s$ (g) $D = 2, t = 13s$ (h) $D = 1, t = 41s$

Fig. S12: The perceptual quality of fused images and their execution time t versus the stride of moving window D on source sequences “Square” and “Wroclav”, respectively..